



## Preparation and application of thiol wheat straw as sorbent for removing mercury ion from aqueous solution

Renmin Gong<sup>a\*</sup>, Wenkai Cai<sup>a</sup>, Na Li<sup>a</sup>, Jian Chen<sup>b</sup>, Jingjing Liang<sup>a</sup>, Jinxiu Cao<sup>a</sup>

<sup>a</sup>Faculty of Biochemistry, School of Life Science, Anhui Normal University, Wuhu, 241000, P R China

<sup>b</sup>School of Biotechnology, Southern Yangtze University, Wuxi, 214036, P R China

Tel. +865533345968; E-mail address: renmin.gong@yahoo.com

Received 17 October 2009; accepted 7 March 2010

### ABSTRACT

In this paper, thiol wheat straw (TWS) was prepared by esterifying mercaptoacetic acid onto cellulose in wheat straw. The potential feasibility of TWS as sorbent for removing mercury ion from aqueous solution was investigated in a batch system. The  $\text{Hg}^{2+}$  removal was found to be dependent on initial pH, sorbent dose,  $\text{Hg}^{2+}$  concentration, contact time, and temperature. The maximum value of  $\text{Hg}^{2+}$  removal appeared in the range of pH 4 to 7. The isothermal data of  $\text{Hg}^{2+}$  sorption conformed well to the Langmuir model and the maximum sorption capacity ( $Q_m$ ) of TWS for  $\text{Hg}^{2+}$  was 72.46 mg/g. The equilibrium of  $\text{Hg}^{2+}$  removal was reached within 100 min. The  $\text{Hg}^{2+}$  removal process could be described by the pseudo-first-order kinetic model. The thermodynamic study indicated that the  $\text{Hg}^{2+}$  removal process was spontaneous and exothermic.

**Keywords:** Removal; Mercury ion; Esterification; Mercaptoacetic acid; Wheat straw

### 1. Introduction

Heavy metals are continuously released into the aquatic environment by natural and industrial processes. When excess of heavy metals introduced into aquatic ecosystems, water bodies have been polluted. Because having high affinity for thiol groups, carboxyl groups and/or amine groups, toxic heavy metals can bind to proteins, enzymes and nucleic acids, and interfere with their functions. Public concern over heavy metal pollution has grown constant since the outbreak of Minamata disease caused by mercury in Japan [1]. People's awareness of the hazards of heavy metals now covers a wide spectrum of heavy metals such as lead, mercury, cadmium, chromium, copper, zinc, nickel and arsenic.

The removal and recovery of heavy metals from wastewater is important in the protection of the ecological environment and human health. A number of techniques such as chemical precipitation [2], solvent extraction [3], flotation [4], electrodialysis [5], membrane separation [6], reverse osmosis [7], ion exchange [8], and sorption [9] have been employed to remove heavy metals from wastewater. But based on technoeconomic considerations to conventional disposal methods, people still have been searching after new materials and techniques for heavy metal wastewater treatment.

In recent years, many agricultural wastes, including banana pith [10], apple waste [11], olive pomace [12], wheat shell [13], grape stalk waste [14], sawdust [15], carrot residue [16], sugar beet pulp [17], tree fern [18], rice husk [19], coffee husk [20], eucalyptus bark [21] and wool [22], had been used to sorb heavy metals from aqueous solution. The agricultural wastes

\*Corresponding author

being abundantly available with low cost mainly comprise of cellulose which is a natural biopolymer with sorption property. For improving the physicochemical properties or sorption capacities of agricultural wastes, various chemical modifications were employed [23–26].

Yu and coworkers employed cotton fiber modified by mercaptoacetic acid to preconcentrate 11 trace heavy metals [27]. This paper reported the preparation of thiol wheat straw (TWS) by esterifying mercaptoacetic acid onto cellulose in wheat straw. The resulting material with the high sorption capacity was subsequently investigated for its potential as sorbent for removing mercury ion from aqueous solution in a batch system. The purpose of this work was to exploit and utilize new modified agricultural waste for enhancing the treatment of heavy metal wastewater.

## 2. Materials and methods

### 2.1. Preparation of TWS

The TWS was prepared according to the similar method previously reported by Yu et al. [27]. In a wide mouth bottle, the following reagents were added in order: 100 ml of mercaptoacetic acid, 60 ml of acetic anhydride, 40 ml of 36% acetic acid, and 0.3 ml of concentrated sulfuric acid. The mixture was stirred thoroughly and cooled to room temperature, followed by adding 30 g ground wheat straw (420–850  $\mu\text{m}$ ), which subsequently was impregnated thoroughly in solution. After being cooled, the bottle was covered with the lid and kept at 40°C in a water bath for 3 days. The final reaction product was recovered by suction filtration and washed extensively with distilled water. After being dried at 40°C for 24 h, the TWS was kept at 4°C in a sealed dark bottle protected from sunlight. The thiol groups in TWS determined by iodimetry were 0.37 m mol/g [28].

### 2.2. Preparation of $\text{Hg}^{2+}$ solution

The stock solution of mercury ion corresponding to 350 mg/l of  $\text{Hg}^{2+}$  was prepared by dissolving 0.4737 g of mercury (II) chloride in distilled water and diluting to 1,000 ml in a standard volumetric flask. All working solutions were obtained by diluting the  $\text{Hg}^{2+}$  stock solution in accurate proportions to different initial concentrations (50–350 mg/l).

### 2.3. Removal experiments

Except for the experiments of temperature effect, other removal experiments were carried out in a rotary shaker at 150 rpm and ambient temperature using 250

ml shaking flasks containing 100 ml of different concentrations and initial pH values of  $\text{Hg}^{2+}$  solution. The initial pH values of the solution were previously adjusted with diluted  $\text{HNO}_3$  or  $\text{NaOH}$  using a pH meter. Different doses of TWS were added to each flask, and then the flasks were sealed to prevent a change in volume of the solution during the experiments. After shaking the flasks for predetermined time intervals, the samples were withdrawn from the flasks and filtered through a membrane filter (0.45  $\mu\text{m}$ ). The concentration of residual  $\text{Hg}^{2+}$  in the filtrate was determined with flame atomic absorption spectrometry.

Because the precipitation of insoluble mercury compound occurred at pH value greater than 7, the effect of initial pH was studied over the pH range from 1.0 to 7.0 with other experimental parameters fixed as follows:  $\text{Hg}^{2+}$  concentration (150 mg/l), TWS dose (3 g/l), and contact time (120 min).

The influence of sorbent dose was investigated over the TWS dose range from 0.5 to 4.5 g/l with other experimental parameters fixed as follows:  $\text{Hg}^{2+}$  concentration (150 mg/l), contact time (120 min), and initial pH (6).

The effect of initial  $\text{Hg}^{2+}$  concentration was studied over the  $\text{Hg}^{2+}$  concentration range from 50 to 350 mg/l with other experimental parameters fixed as follows: TWS dose (3 g/l), contact time (120 min), and initial pH (6).

The influence of contact time was investigated over the time range from 0 to 180 min with other experimental parameters fixed as follows:  $\text{Hg}^{2+}$  concentration (150 mg/l), TWS dose (3 g/l), and initial pH (6).

The experiments were conducted in triplicate and negative control (with no sorbent) experiments were simultaneously carried out to ensure that sorption was caused not by the container but by the sorbent.

## 3. Results and discussion

### 3.1. Effect of initial pH

The effect of initial pH on removal percentage of  $\text{Hg}^{2+}$  is elucidated in Fig. 1, the amount of  $\text{Hg}^{2+}$  removal increased as the initial pH value of  $\text{Hg}^{2+}$  solution was increased from pH 1 to pH 4. The maximum value of  $\text{Hg}^{2+}$  removal appeared in the range of pH 4 to 7. For this reason, the pH 6 was selected for the other experiments.

### 3.2. Influence of sorbent dose

The influence of sorbent dose on the removal ratio of  $\text{Hg}^{2+}$  is shown in Fig. 2. For the  $\text{Hg}^{2+}$  solution at 150 mg/l initial concentration, the percentages of  $\text{Hg}^{2+}$  removed increased from 64.13% to 99.34% with

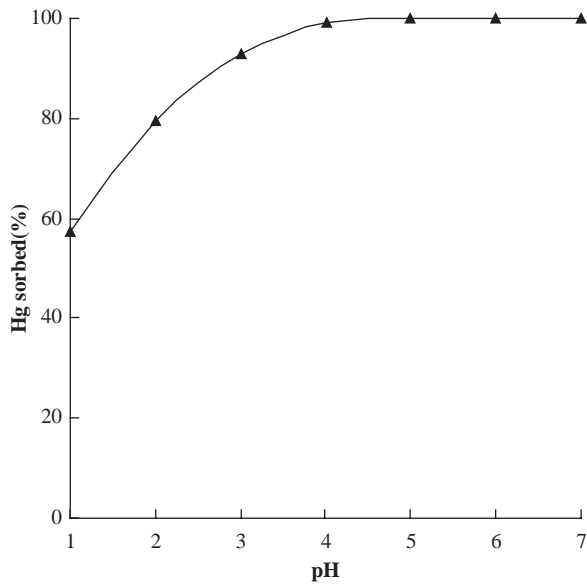


Fig. 1. Effect of initial solution pH on  $\text{Hg}^{2+}$  removal by TWS.

increasing the TWS dose from 0.5 to 3 g/l. Above 3 g/l of sorbent dose, all  $\text{Hg}^{2+}$  in the solution almost was completely removed. So, the TWS dose of 3 g/l was chosen for subsequent experiments.

Because the surface area of sorbent (number of sorbent sites) correspondingly increases with the increase of sorbent dose, the percentage of sorbate removed increased along with increase of sorbent dose. But after the sorption equilibrium, the removal ratio of sorbate kept constant.

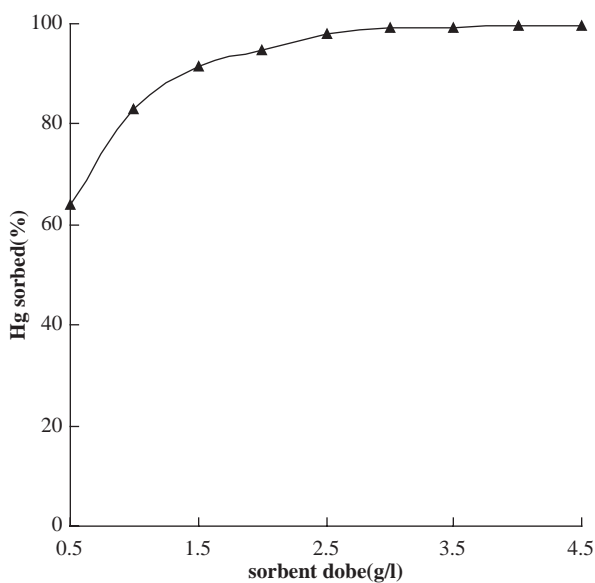


Fig. 2. Influence of sorbent dose on  $\text{Hg}^{2+}$  removal by TWS.

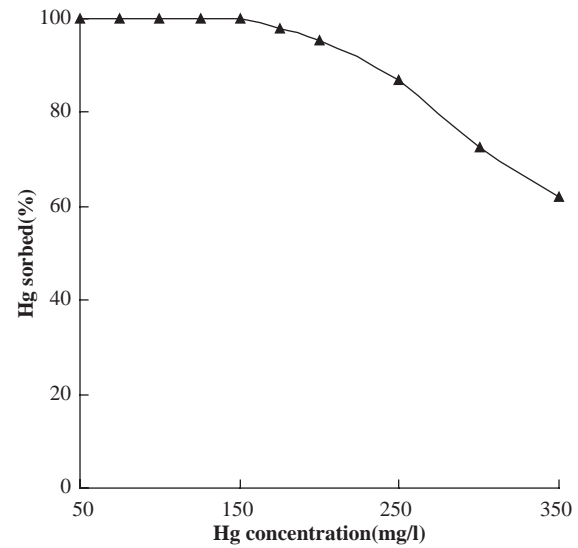


Fig. 3. Effect of initial  $\text{Hg}^{2+}$  concentration on its removal by TWS.

### 3.3. Effect of initial $\text{Hg}^{2+}$ concentration

The effect of  $\text{Hg}^{2+}$  concentration on its removal percentage is shown in Fig. 3. When the  $\text{Hg}^{2+}$  concentration was in the range of 50–150 mg/l, All  $\text{Hg}^{2+}$  in the solution almost could be removed by 3.0 g/l of TWS. With further increase of  $\text{Hg}^{2+}$  concentration up to 350 mg/l, the percentage of  $\text{Hg}^{2+}$  removed by TWS decreased to 55.86%. The decrease of  $\text{Hg}^{2+}$  removal could be attributed to the lack of available active removal sites required for the high initial  $\text{Hg}^{2+}$  concentration.

With the data in Fig. 3, Langmuir equation was employed to study the sorption isotherm of  $\text{Hg}^{2+}$ . The linearized Langmuir equation was shown as follows:

$$C_e/q_e = 1/(aQ_m) + C_e/Q_m, \quad (1)$$

where  $C_e$  (mg/l) is the concentration of the  $\text{Hg}^{2+}$  solution at equilibrium,  $q_e$  (mg/g) is the amount of  $\text{Hg}^{2+}$  sorbed at equilibrium,  $Q_m$  is the maximum sorption capacity and represents a practical limiting sorption capacity when the sorbent surface is fully covered with monolayer sorbate molecules and  $a$  is Langmuir constant. The  $Q_m$  and  $a$  values were obtained from the slope ( $1/Q_m$ ) and intercept ( $1/aQ_m$ ) of the linear plot of  $C_e/q_e$  versus  $C_e$ .

The Langmuir sorption isotherm of  $\text{Hg}^{2+}$  sorbed on TWS is shown in Fig. 4. The good linear correlation coefficient indicated that the sorption isotherm of  $\text{Hg}^{2+}$  on TWS followed the Langmuir model. The sorption capacity ( $Q_m$ ) of TWS for  $\text{Hg}^{2+}$ , which was obtained from the slopes ( $1/Q_m$ ) of linear Langmuir equation,

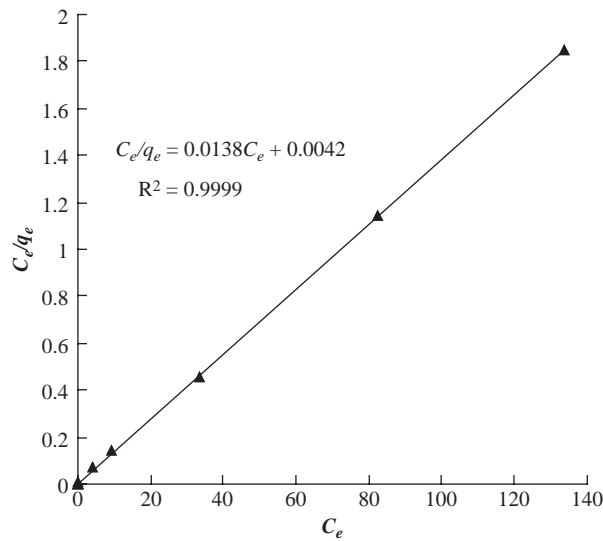


Fig. 4. The Langmuir sorption isotherm of  $\text{Hg}^{2+}$  by TWS.

was 72.46 mg/g. The sorption capacities ( $Q_m$ ) of various sorbents for  $\text{Hg}^{2+}$  are compared in Table 1.

#### 3.4. Influence of contact time and sorption kinetics

The influence of contact time on  $\text{Hg}^{2+}$  removal by TWS is illustrated in Fig. 5. The rate of  $\text{Hg}^{2+}$  removal was very rapid at the initial stage of sorption, caused by the fast diffusion and sorption of  $\text{Hg}^{2+}$  ion onto the external surface of sorbent. After that, the  $\text{Hg}^{2+}$  removal rate declined gradually and reached the equilibrium value at about 100 min. This process was controlled by the pore diffusion velocity of  $\text{Hg}^{2+}$  ion into the intraparticle matrix of sorbent.

To examine the kinetic model of  $\text{Hg}^{2+}$  removed by TWS, The data in Fig. 5 are treated with the following Lagergren's pseudo-first-order rate equation:

$$\ln(q_e - q_t) = \ln q_e - k_{ad}t, \quad (2)$$

where  $q_e$  and  $q_t$  (mg/g) refer to the amount of  $\text{Hg}^{2+}$  removed at equilibrium and time  $t$  (min), respectively, and  $k_{ad}$  is the rate constant. The rate constants  $k_{ad}$

Table 1  
The sorption capacities ( $Q_m$ ) of various sorbents for  $\text{Hg}^{2+}$

Sorbent	$Q_m$ (mg/g)	Reference
Carboxyl banana stem	90.88	[25]
TWS	72.46	Present study
Activated carbon (sago waste)	55.6	[9]
Rice husk	36.1	[19]
Eucalyptus bark	33.11	[21]
Tree fern	26.5	[18]

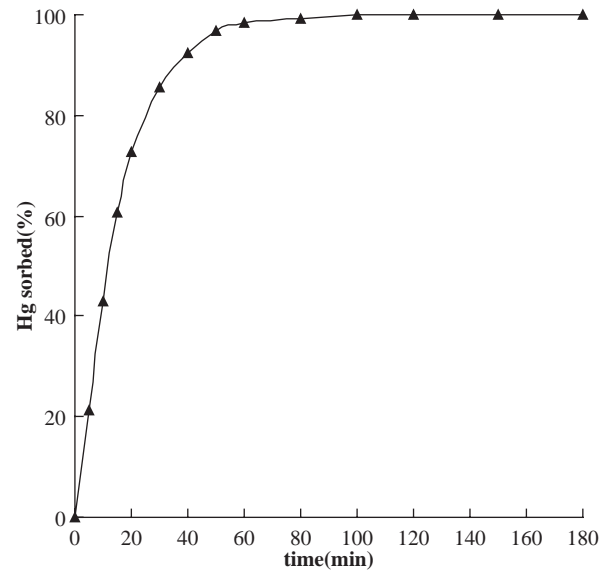


Fig. 5. Influence of contact time on  $\text{Hg}^{2+}$  removal by TWS.

could be calculated from the slope of the linear plot of  $\lg(q_e - q_t)$  versus  $t$ .

The above kinetic data were also treated with the following intraparticle diffusion rate equation:

$$q_t = k_{id}t^{1/2} + C, \quad (3)$$

where  $q_t$  (mg/g) is the amount of  $\text{Hg}^{2+}$  removal at time  $t$  (min),  $k_{id}$  is the intraparticle diffusion rate constant, and  $C$  is the intercept. The  $k_{id}$  and  $C$  values were obtained from the slope and intercept of the linear plot of  $q_t$  versus  $t^{1/2}$ . When the line passed through the origin ( $C = 0$ ), the intraparticle diffusion will be the sole rate control step. If the plot does not pass through the origin, it implies that intraparticle diffusion is not the only rate control step and other processes may control the rate of sorption.

The pseudo-first-order rate and intraparticle diffusion rate equations, values of constants and correlation coefficients for  $\text{Hg}^{2+}$  removal by TWS are shown in Table 2. The high value of correlation coefficients indicated that the  $\text{Hg}^{2+}$  removal process could be described by the pseudo-first-order kinetic model. The intraparticle diffusion was also involved in the removal process, although it was not the only rate control step.

#### 3.5. Sorption thermodynamics

The thermodynamic experiment was carried out at 308.15, 313.15, 318.15, and 323.15 K with other experimental parameters fixed as follows:  $\text{Hg}^{2+}$  concentration (150 mg/l), TWS dose (3 g/l), contact time (120

Table 2

The pseudo-first-order rate and intraparticle diffusion rate equations, values of constants and correlation coefficient for  $\text{Hg}^{2+}$  removal by TWS

Sorbate	Pseudo-first-order rate			Intraparticle diffusion rate		
	$\ln(q_e - q_t) = -0.0689t + 3.9976$			$q_t = 11.654t^{1/2} - 15.378$		
	$q_e$ (mg/g)	$k_{ad}$	$R^2$	$k_{id}$	C	$R^2$
$\text{Hg}^{2+}$	54.47	0.0689	0.9974	11.654	-15.378	0.9987

min), and initial pH (6). The thermodynamic parameters,  $\Delta H^\circ$  and  $\Delta S^\circ$ , were obtained from the following Van't Hoff equation:

$$\ln(q_e/C_e) = S^\circ/R - H^\circ/RT, \quad (4)$$

where  $q_e/C_e$  is the equilibrium constant (ml/g),  $\Delta S^\circ$  is standard entropy (J/mol·K),  $\Delta H^\circ$  is standard enthalpy (J/mol),  $T$  is the absolute temperature (K), and  $R$  is the gas constant (8.314 J/mol·K). From Fig. 6, the  $\Delta H^\circ$  and  $\Delta S^\circ$  values could be calculated from the slope ( $-\Delta H^\circ/R$ ) and intercept ( $\Delta S^\circ/R$ ) of the linear plot of  $\ln(q_e/C_e)$  versus  $1/T$ .

The thermodynamic parameter,  $\Delta G^\circ$ , was calculated from the following Gibbs-Helmholtz equation:

$$\Delta G^\circ = \Delta H^\circ - T\Delta S^\circ, \quad (5)$$

where  $\Delta G^\circ$  is the standard free energy (kJ/mol). The  $\Delta G^\circ$  values under different temperatures as well as  $\Delta H^\circ$  and  $\Delta S^\circ$  values are presented in Table 3. The negative values of  $\Delta G^\circ$  and  $\Delta H^\circ$  indicated that the  $\text{Hg}^{2+}$  removal were spontaneous and exothermic. Lower temperatures were favorable for the removal process.

#### 4. Conclusions

This study confirmed that TWS was an excellent heavy metal sorbent. The maximum value of  $\text{Hg}^{2+}$  removed by TWS appeared in the range of pH 4 to 7. The 3 g/l or up of TWS almost could completely remove  $\text{Hg}^{2+}$  from 150 mg/l of its aqueous solution. The removal percentage of  $\text{Hg}^{2+}$  kept above 99% over a range from 50 to 150 mg/l of  $\text{Hg}^{2+}$  concentration when 3.0 g/l of TWS was used. The isothermal data of  $\text{Hg}^{2+}$  sorption conformed well to the Langmuir model, and the maximum sorption capacity ( $Q_m$ ) of TWS for  $\text{Hg}^{2+}$  was 72.46 mg/g. The equilibrium of  $\text{Hg}^{2+}$  removal was reached within 100 min. The  $\text{Hg}^{2+}$  removal process could be described by the pseudo-first-order kinetic model. The kinetic result indicated that intraparticle diffusion was not the only rate control step in  $\text{Hg}^{2+}$  removal process. The thermodynamic

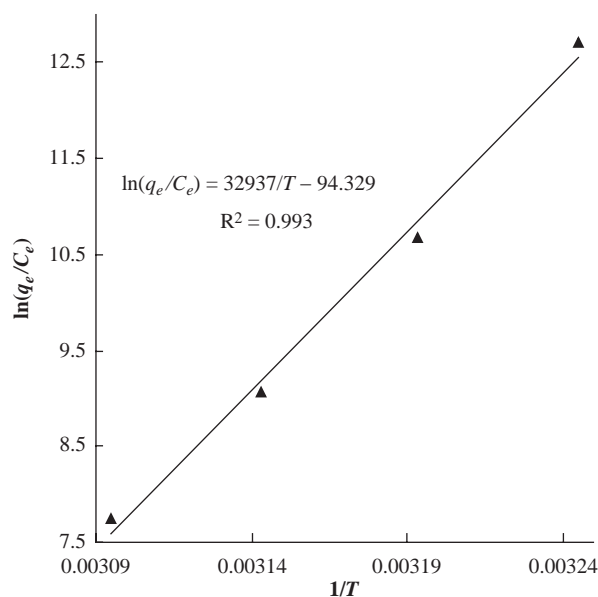


Fig. 6. The plot of  $\ln q_e/C_e$  vs.  $1/T$  for  $\text{Hg}^{2+}$  removal by TWS.

Table 3

The values of thermodynamic parameters for  $\text{Hg}^{2+}$  removal by TWS

Sorbate	$\Delta H^\circ$ (kJ/mol)	$\Delta S^\circ$ (J/mol·K)	$\Delta G^\circ$ (kJ/mol)			
			308.15 K	313.15 K	318.15 K	323.15 K
$\text{Hg}^{2+}$	-273.84	-784.25	-32.17	-28.25	-24.33	-20.41

study indicated that the  $\text{Hg}^{2+}$  removal process was spontaneous and exothermic.

#### Acknowledgments

This work was financially supported by the Key Project of Natural Science Foundation of Anhui Education Bureau, the Key Laboratory of Bioresource

Protection and Utilization of Anhui Province, and the Key Laboratory of Biotic Environment and Ecological Safety of Anhui Province.

## References

- [1] M. Sakamoto, A. Nakano and H. Akagi, Declining Minamata male birth ratio associated with increased male fetal death due to heavy methylmercury pollution, *Environ. Res.*, 87 (2001) 92–98.
- [2] J.O. Esalah, M.E. Weber and J.H. Vera, Removal of lead from aqueous solutions by precipitation with sodium di-(n-octyl) phosphinate, *Sep. Purif. Technol.*, 18 (2000) 25–36.
- [3] A. Mellah and D. Benachour, Solvent extraction of heavy metals contained in phosphoric acid solutions by 7-(4-ethyl-1-methyl-octyl)-8-hydroxyquinoline in kerosene diluent, *Hydrometallurgy*, 81 (2006) 100–103.
- [4] H. Polat and D. Erdogan, Heavy metal removal from waste waters by ion flotation, *J. Hazard. Mater.*, 148 (2007) 267–273.
- [5] T. Mohammadi, A. Moheb, M. Sadrzadeh and A. Razmi, Modeling of metal ion removal from wastewater by electro dialysis, *Sep. Purif. Technol.*, 41 (2005) 73–82.
- [6] J.-K. Wang and C.-S. Hsieh, Determination of optimal conditions for separation of metal ions through membrane dialysis using statistical experimental methods, *Desalination Water Treat.*, 2 (2009) 240–247.
- [7] H. Ozaki, K. Sharma and W. Saktaywin, Performance of an ultra-low-pressure reverse osmosis membrane (ULPROM) for separating heavy metal: effects of interference parameters, *Desalination*, 144 (2002) 287–294.
- [8] Y. Fernández, E. Marañón, L. Castrillón and I. Vázquez, Removal of Cd and Zn from inorganic industrial waste leachate by ion exchange, *J. Hazard. Mater.*, 126 (2005) 169–175.
- [9] K. Kadirvelu, M. Kavipriya, C. Karthika, N. Vennilamani and S. Pattabhi, Mercury (II) adsorption by activated carbon made from sago waste, *Carbon*, 42 (2004) 745–752.
- [10] K.S. Low, C.K. Lee and A.C. Leo, Removal of metals from electroplating wastes using banana pith, *Bioresour. Technol.*, 51 (1995) 227–231.
- [11] S.H. Lee and J.W. Yang, Removal of copper in aqueous solution by apple wastes, *Sep. Sci. Technol.*, 32 (1997) 1371–1387.
- [12] F. Pagnanelli, S. Mainelli, F. Vegliò and L. Toro, Heavy metal removal by olive pomace: biosorbent characterisation and equilibrium modeling, *Chem. Eng. Sci.*, 58 (2003) 4709–4717.
- [13] N. Basci, E. Kocadagistan and B. Kocadagistan, Biosorption of copper(II) from aqueous solutions by wheat shell, *Desalination*, 164 (2004) 135–140.
- [14] I. Villaescusa, N. Fiol, M. Martínez, N. Miralles, J. Poch and J. Serarols, Removal of copper and nickel ions from aqueous solutions by grape stalks wastes, *Water Res.*, 38 (2004) 992–1002.
- [15] S. Larous, A.-H. Meniai and M.B. Lehocine, Experimental study of the removal of copper from aqueous solutions by adsorption using sawdust, *Desalination*, 185 (2005) 483–490.
- [16] B. Nasernejad, T.E. Zadeh, B.B. Pour, M.E. Bygi and A. Zamani, Comparison for biosorption modeling of heavy metals (Cr (III), Cu (II), Zn (II)) adsorption from wastewater by carrot residues, *Process Biochem.*, 40 (2005) 1319–1322.
- [17] Z., Aksu and İ.A. İsoğlu, Removal of copper(II) ions from aqueous solution by biosorption onto agricultural waste sugar beet pulp, *Process Biochem.*, 40 (2005) 3031–3044.
- [18] Y.-S. Ho and C.-C. Wang, Sorption equilibrium of mercury onto ground-up tree fern, *J. Hazard. Mater.*, 156 (2008) 398–404.
- [19] K.K. Krishnani, X. Meng, C. Christodoulatos and V.M. Boddu, Biosorption mechanism of nine different heavy metals onto biomatrix from rice husk, *J. Hazard. Mater.*, 153 (2008) 1222–1234.
- [20] W.E. Oliveira, A.S. Franca, L.S. Oliveira and S.D. Rocha, Untreated coffee husks as biosorbents for the removal of heavy metals from aqueous solutions, *J. Hazard. Mater.*, 152 (2008) 1073–1081.
- [21] I. Ghodbane and O. Hamdaoui, Removal of mercury(II) from aqueous media using eucalyptus bark: Kinetic and equilibrium studies, *J. Hazard. Mater.*, 160 (2008) 301–309.
- [22] N. Balkaya and N. Bektas, Chromium(VI) sorption from dilute aqueous solutions using wool, *Desalination and Water Treatment*, 3 (2009) 43–49.
- [23] T. Vaughan, C.W. Seo and W.E. Marshall, Removal of selected metal ions from aqueous solution using modified corncobs, *Bioresour. Technol.*, 78 (2001) 133–139.
- [24] K.K. Wong, C.K. Lee, K.S. Low and M.J. Haron, Removal of Cu and Pb by tartaric acid modified rice husk from aqueous solutions, *Chemosphere*, 50 (2003) 23–28.
- [25] S.R. Shukla, R.S. Pai and A.D. Shendarkar, Adsorption of Ni(II), Zn(II) and Fe(II) on modified coir fibres, *Sep. Purif. Technol.*, 47 (2006) 141–147.
- [26] T.S. Anirudhan, P. Senan and M.R. Unnithan, Sorptive potential of a cationic exchange resin of carboxyl banana stem for mercury(II) from aqueous solutions, *Sep. Purif. Technol.*, 52 (2007) 512–519.
- [27] M. Yu, W. Tian, D. Sun, W. Shen, G. Wang and N. Xu, Systematic studies on adsorption of 11 trace heavy metals on thiol cotton fiber, *Anal. Chim. Acta*, 428 (2001) 209–218.
- [28] C.E. Kast and A. Bernkop-Schnürch, Thiolated polymers-thiomers: development and in vitro evaluation of chitosan-thioglycolic acid conjugates, *Biomaterials*, 22 (2001) 2345–2352.